



2020 Q3 Interim Results Presentation



Corporate overview and operational highlights

Cover photo: DNO supervisor isolating down hole safety valve on Kurdistan well

DNO boosts Kurdistan output

- Increased Q3 2020 production notwithstanding COVID-19 imposed operational challenges and weak oil prices
- While expecting to replace significant share of reserves produced this year in Kurdistan
- And slashing per barrel carbon emissions by half in DNO operated fields
- All with a one-third reduction in 2020 spend versus original budget, which led to fewer drilled wells
- Instead launched well intervention campaign at Tawke and Peshkabir, with both fields outperforming expectations
- Stepping up North Sea investments following Norwegian petroleum tax incentives
- Kurdistan and North Sea yearend production exit guidance in line with Q3 2020 average
- With cash deposits recovering towards yearend 2019 levels

Q3 2020 operational highlights

- Q3 2020 operated production in Kurdistan of 113,700 barrels of oil per day (bopd), up from 102,000 bopd in Q2 2020
- Of which 80,200 bopd represented Company Working Interest (CWI) production net to DNO in Kurdistan in Q3 2020 (71,900 bopd in Q2 2020)
- North Sea contributed 17,700 barrels of oil equivalent per day (boepd) of CWI production in Q3 2020 (17,800 boepd in Q2 2020)
- Bringing total DNO Q3 2020 CWI production to 97,900 boepd (89,700 boepd in Q2 2020), with Kurdistan share continuing to average 80 percent and North Sea share 20 percent
- In Kurdistan, Q3 2020 production split 50:50 between the Tawke and Peshkabir fields
- Restarted Kurdistan drilling midyear with Zartik-1 exploration well in Baeshiqa license followed by Peshkabir-14 development well in Tawke license

Q3 2020 financial highlights

- Revenues more than doubled to USD 163 million in Q3 2020 up from USD 72 million in Q2 2020 on back of improved oil prices and higher cargo liftings of previously produced oil in the North Sea
- Netback of USD 101 million in Q3 2020 up from USD 13 million in Q2 2020 on higher revenues and Norway tax refunds
- North Sea non-cash impairments of USD 202 million pre-tax (USD 118 million post-tax) related principally to the South East Tor and Iris/Hades assets
- Leading to operating loss of USD 208 million in Q3 2020 (USD 81 million loss in Q2 2020)
- Exited Q3 2020 with cash balance of USD 373 million (USD 427 million at end Q2 2020) with USD 200 million in tax refunds expected in Q4 2020
- Purchased USD 7.2 million in bonds originally issued by Faroe Petroleum plc, with USD 7 million still outstanding
- Completed buyback program through cancellation of 108,381,425 (10 percent outstanding) own shares held by DNO

Gas capture and injection lifts oil recovery, cuts CO₂ emissions

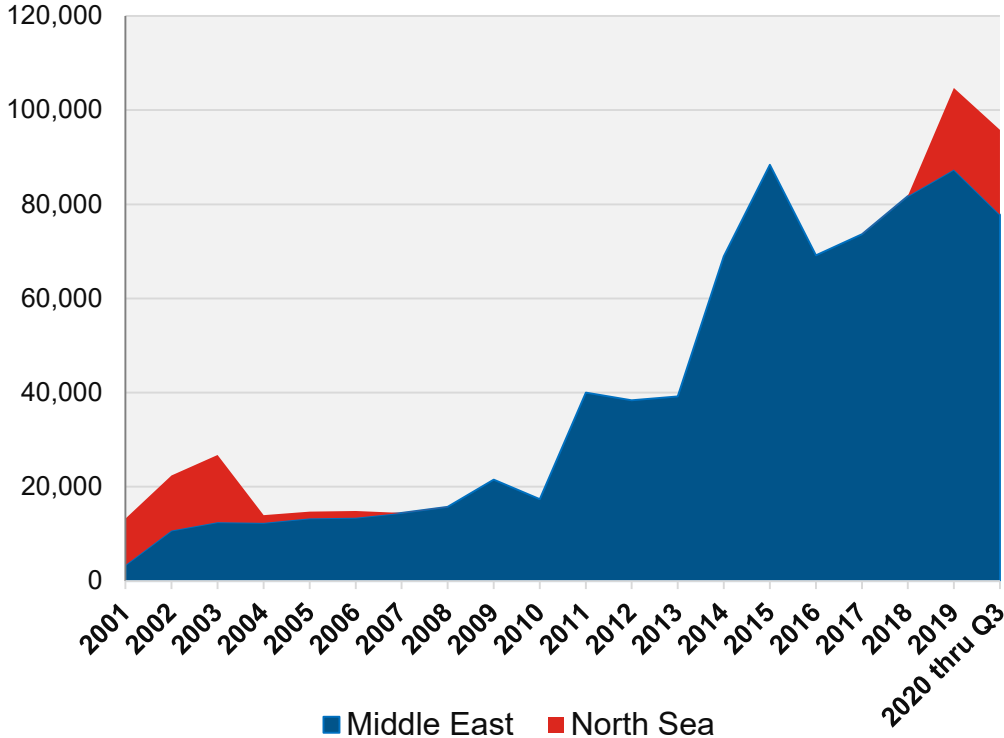
- DNO's USD 110 million Peshkibir Gas Capture and Tawke Injection Project now onstream and has reached two billion cubic feet of gas injected
- Delivering positive reservoir response at Tawke field by adding up to 5,000 bopd of production without contribution of newly drilled wells
- While reducing field produced water and its disposal requirements
- Also cutting annual emissions from Company's operated production by over 300,000 tonnes of CO₂ equivalent, offsetting the emissions of some 150,000 automobiles annually
- Halves the average carbon intensity of DNO's operated production from 14 kilograms CO₂ equivalent for each barrel of oil equivalent produced (kg CO₂e/boe) to an average of 7 kg CO₂e/boe
- Compares to target set by a group of 12 of the world's largest oil and gas companies to reduce average carbon intensity of their aggregated upstream operations to 20-21 kg CO₂e/boe by 2025 from 23 kg CO₂e/boe in 2017

Activity picking up in North Sea

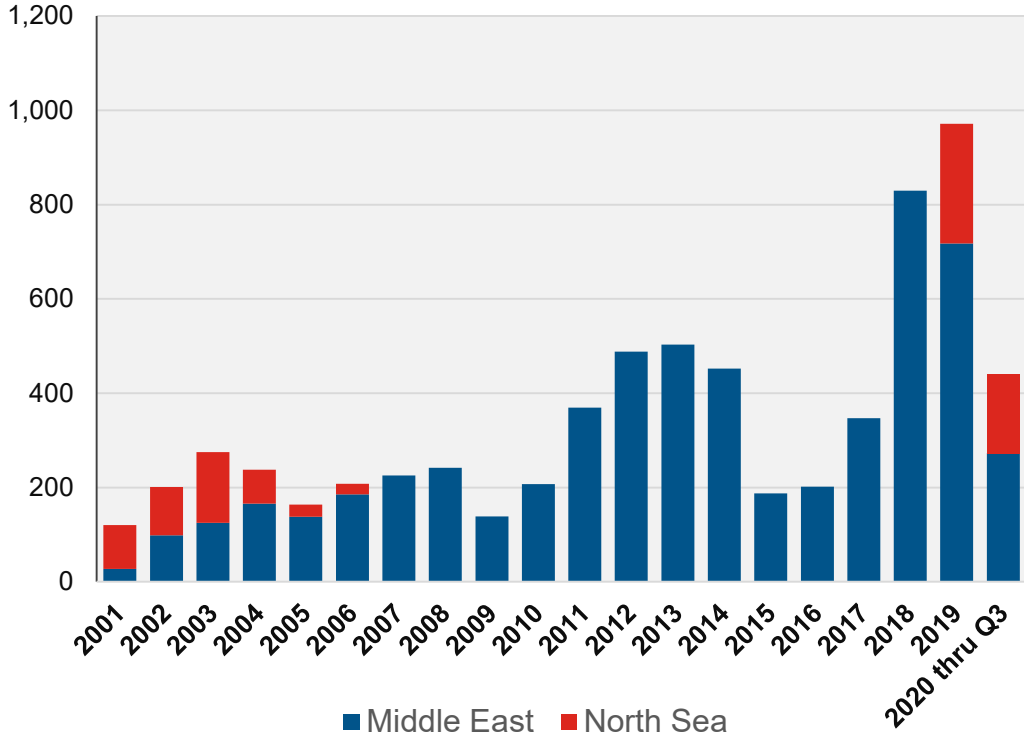
- North Sea CWI production essentially unchanged at 17,700 boepd in Q3 2020 (17,800 boepd in Q2 2020)
- Of which 12,900 bopd of oil and condensate and 29 million cubic feet a day (MMcfd) of gas in Q3 2020 (13,300 bopd and 27 MMcfd in Q2 2020)
- Two exploration wells scheduled in Q4 2020 with Polmak already drilling in Barents Sea (DNO 20 percent) and Røver Nord to spud shortly in Northern North Sea (DNO 20 percent)
- Active exploration program in 2021, including Bergknapp test (DNO 30 percent) and wildcat wells at Gomez in Southern North Sea (DNO 85 percent) and Edinburgh cross-border (UK-Norway) North Sea (DNO 45 percent)
- Advanced development options for Brasse field (2021 PDO) and evaluating Iris/Hades, Fogelberg and Trym South discoveries (2022 PDOs)
- Following latest UK round, DNO was awarded four licenses (two operated) all with previous discoveries

Historical production and revenue trends

CWI production
boepd

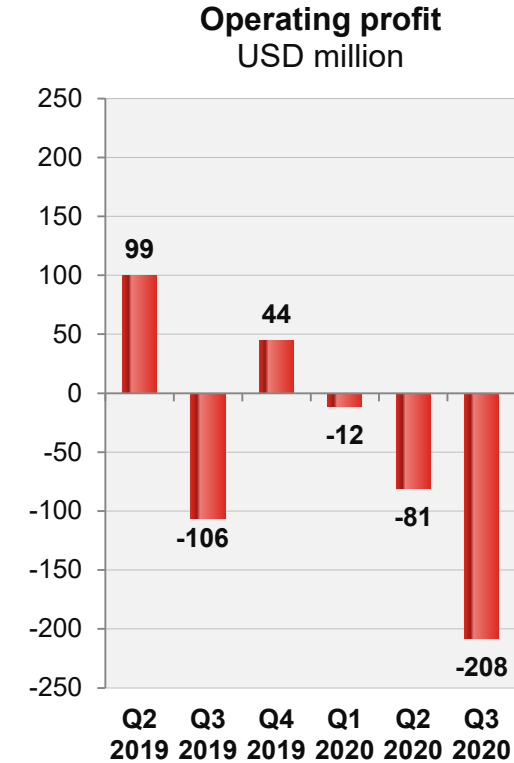
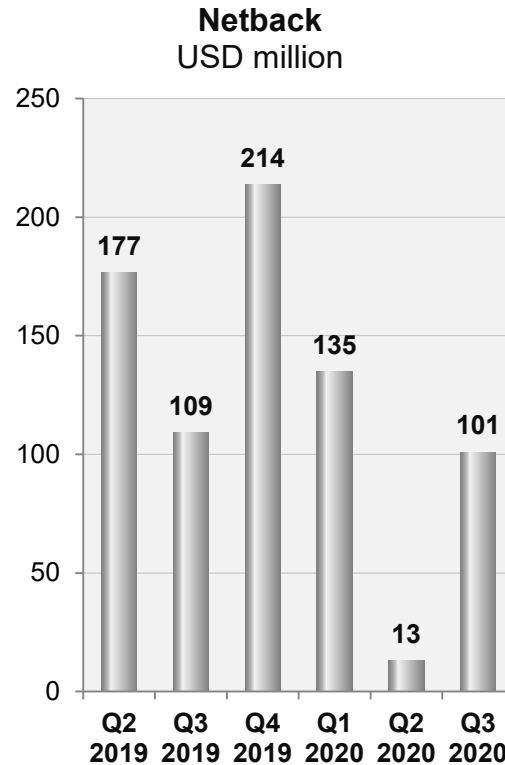
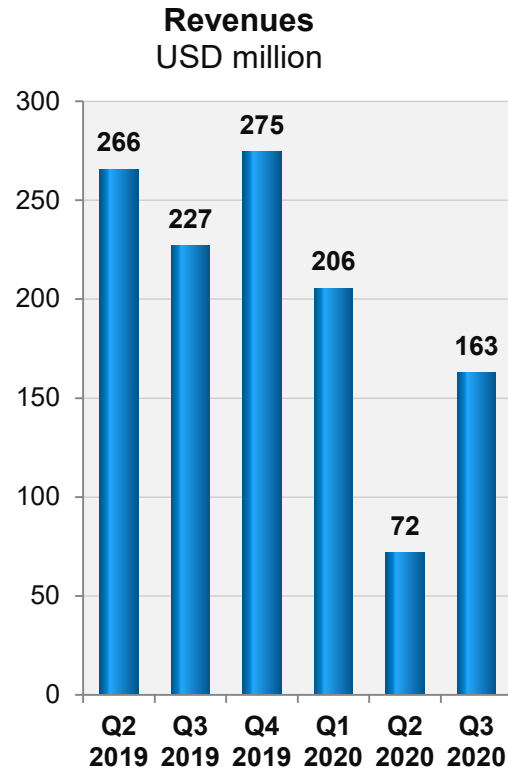


Oil and gas revenues
USD million



Financial review

DNO financial results – key figures



- Improved oil prices and higher cargo liftings in the North Sea more than doubled revenues in Q3 2020
- Higher revenues and Norway tax refunds drive USD 101 million netback increase in Q3 2020
- North Sea non-cash asset impairments of USD 202 million (pre-tax) lead to Q3 2020 operating loss

Financial summary

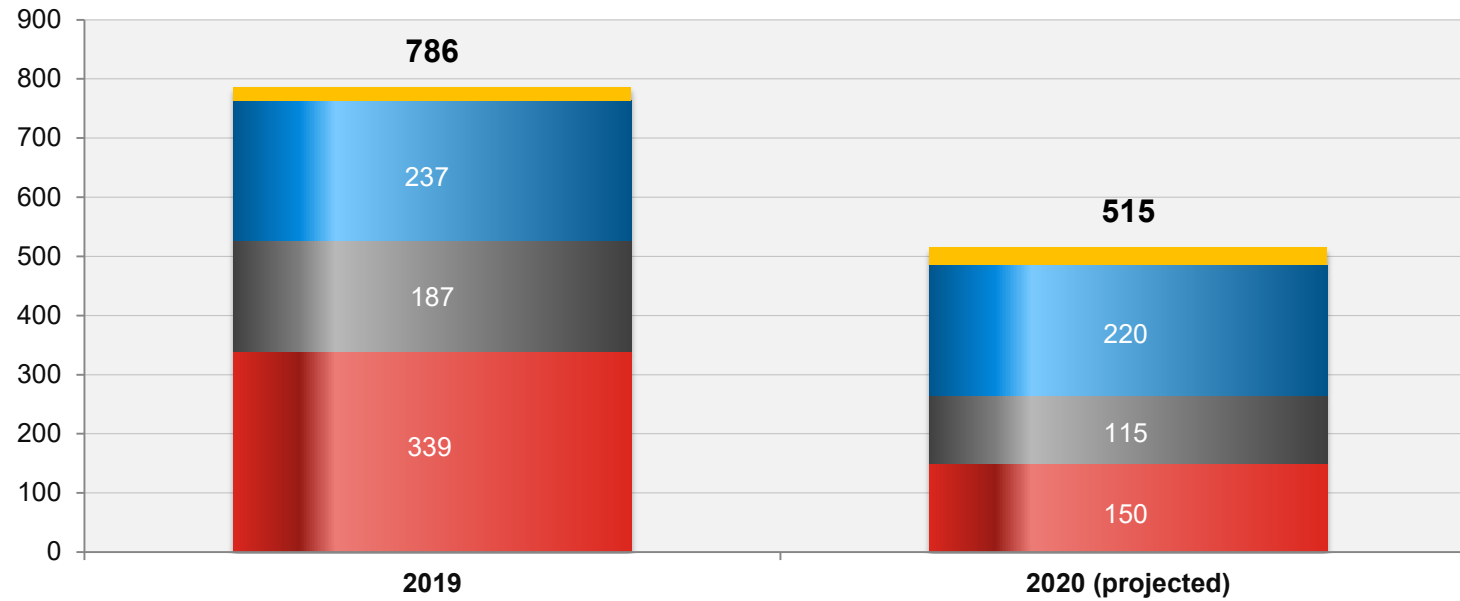
USD million	Q3 2020	Q2 2020	YTD 2020	YTD 2019
Revenues	163.0	72.1	440.7	696.7
Production costs	-48.9	-57.9	-165.5	-170.8
Movement in overlift/underlift	-27.1	24.4	-3.8	4.0
Depreciation, depletion and amortization	-82.0	-92.1	-281.6	-222.9
Cost of goods sold	-158.1	-125.6	-450.9	-389.7
Gross profit	4.9	-53.5	-10.2	307.0
Expensed exploration	-8.7	-17.0	-40.5	-98.5
Administrative expenses	-1.7	-8.2	-5.3	-20.1
Other operating income/-expenses	-0.4	-0.4	-1.5	-18.9
Impairment of oil and gas assets	-202.2	-1.6	-243.0	-138.2
Profit/-loss from operating activities	-208.1	-80.8	-300.4	31.3
Net finance	-21.5	-26.9	-86.9	-97.8
Profit/-loss before income tax	-229.6	-107.6	-387.3	-66.6
Tax income	107.1	44.0	161.7	89.2
Net profit/-loss	-122.5	-63.6	-225.6	22.6

- Higher cargo liftings of earlier produced North Sea oil added to cost of goods sold by USD 27 million in Q3 2020
- Non-cash impairments of USD 202 million (pre-tax) primarily related to the South East Tor and Iris/Hades assets

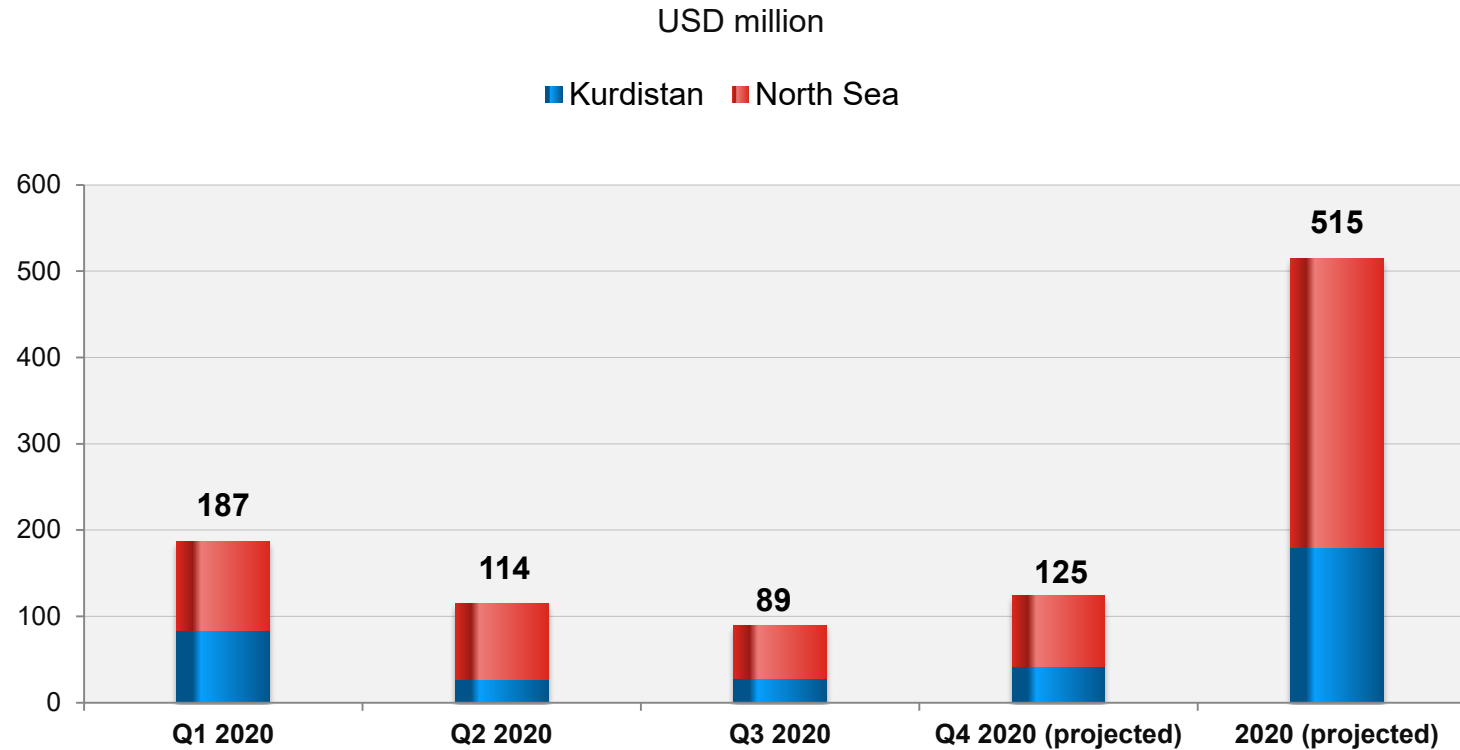
Annual operational spend

USD million

■ Capex ■ Expex ■ Opex ■ Abex

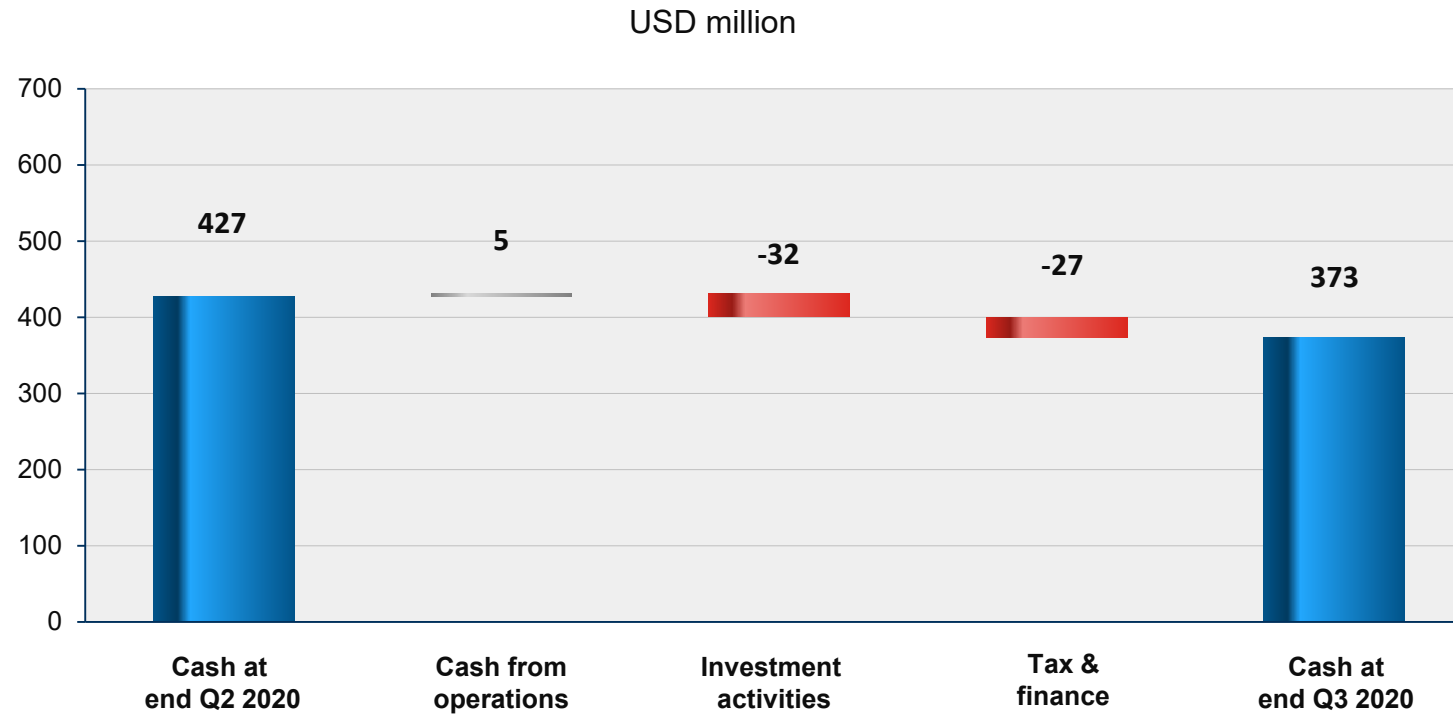


2020 operational spend by region



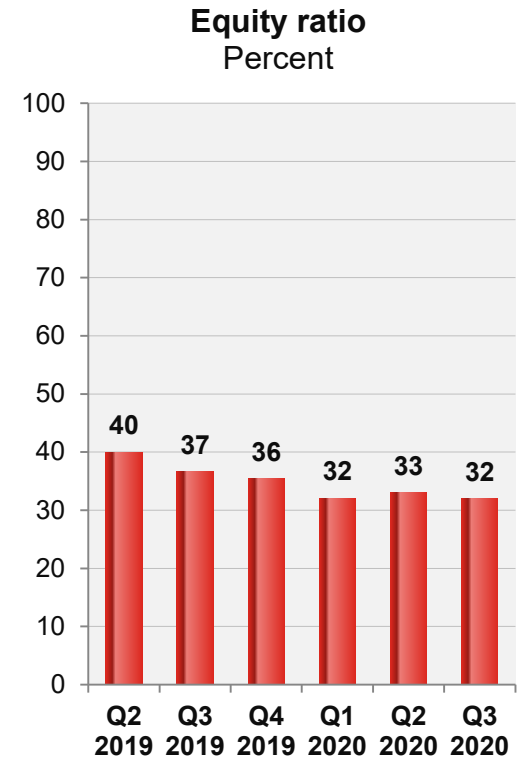
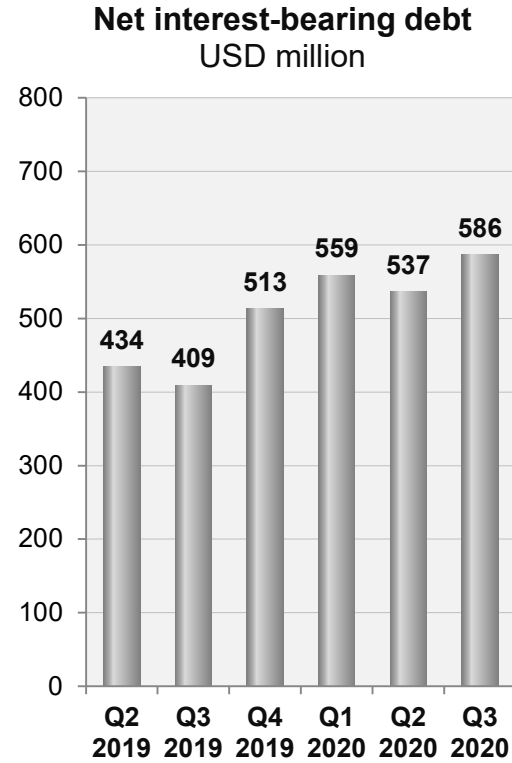
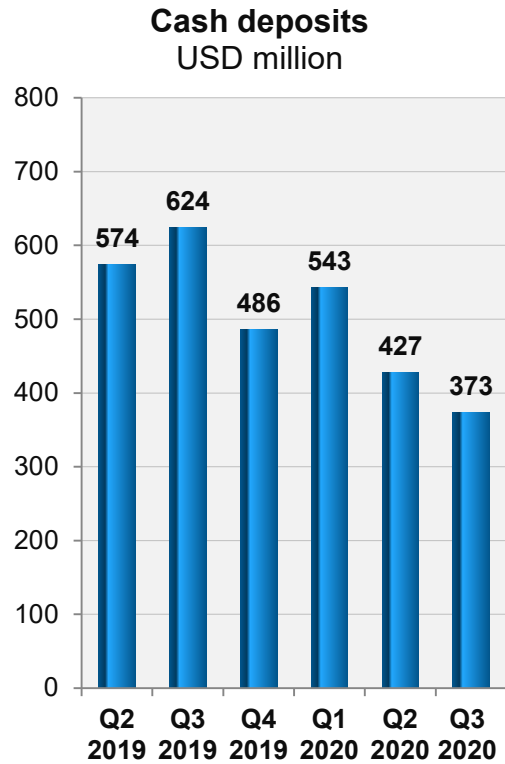
- North Sea operational spend shown before adjustments for tax refunds, but includes transport and processing tariffs

Q3 2020 cash flow



- Cash from operations reduced by USD 70 million change in working capital during Q3 2020

Capital structure



Important notice

This presentation (the "Presentation") has been prepared and delivered by DNO ASA ("DNO" or the "Company"). Copyright of all published material including photographs, drawings and images in this document remains vested in DNO and third party contributors as appropriate. Accordingly, neither the whole nor any part of this document shall be reproduced in any form nor used in any manner without express prior permission and applicable acknowledgements. No trademark, copyright or other notice shall be altered or removed from any reproduction.

The Presentation contains certain forward-looking statements relating to the business, financial performance and results of the Company and/or industry and markets in which it operates. Forward-looking statements concern future circumstances and results and other statements that are not historical facts, sometimes identified by the words "believes", "expects", "predicts", "intends", "projects", "plans", "estimates", "aims", "foresees", "anticipates", "targets", and similar expressions. Any forward-looking statements and other information contained in this Presentation, including assumptions, opinions and views of the Company or cited from third party sources are solely opinions and forecasts based on the current expectations, estimates and projections of the Company or assumptions based on information currently available to the Company, which are subject to risks, uncertainties and other factors that may cause actual events to differ materially from any anticipated development.

Although the Company believes that its expectations and the Presentation are based upon reasonable assumptions, neither the Company, nor any of its subsidiary undertakings or any such person's officers or employees provides any assurance that the assumptions underlying such forward-looking information and statements are free from errors nor does any of them accept any responsibility for the future accuracy of the opinions expressed in this Presentation or the actual occurrence of the forecasted developments. The Company assumes no obligation, except as required by law, to update any forward-looking statements or to conform these forward-looking statements to our actual results.

Any investment involves risks, and several factors could cause the actual results, performance or achievements of the Company as described herein to be materially different from any future results, performance or achievements that may be expressed or implied by statements and information in this Presentation, including, among others, risks or uncertainties associated with the Company's business, segments, development, growth management, financing, market acceptance and relations with customers. More generally an investment will involve risks related to general economic and business conditions, changes in domestic and foreign laws and regulations, taxes, changes in competition and pricing environments, fluctuations in currency exchange rates and interest rates and other factors. Should one or more of such risks or uncertainties materialize, or should underlying assumptions prove incorrect, actual results may vary materially from those described in this Presentation.

DNO is making no representation or warranty, expressed or implied, as to the accuracy, reliability or completeness of the Presentation, and neither DNO nor any of its directors, officers or employees will have any liability to you or any other persons resulting from your use.

The Presentation speaks and reflects prevailing conditions and views as of the date of this release. It may be subject to corrections and change at any time without notice except as required by law. The delivery of this Presentation - or any further discussions of the Company with any recipient - shall not, under any circumstances, create any implication that the Company assumes any obligation to update or correct the information herein, nor any implication that there has been no change in the affairs of the Company since such date.



DNO

EST - 1971